

MDA NEWSLINE
MARYLAND DRESSAGE ASSOCIATION, INC

President's Posting April 2010

MDA will be launching a new web site this spring. It is currently under construction, and unfortunately, during this process there will be a weekend during which you will not be able to log onto the site. Once it is up, however, you will immediately be able to find information on MDA schooling shows and the licensed show. All the information found in MDA's Omnibus will also be on the site. The site will have photos of members throughout. We will rotate the photos every few months. If you wish to submit a photo for consideration, please send them to me at philjill@juno.com and include the photo credit and names of the people and horse/s in the photo. We will have a PDF of our 2010 schooling show entry form. In 2011, we hope to segue into online entries for our schooling shows.

There are several new rules pertaining to shows; please take the time to read them. I have copied them on page 5 and 6, but you can also find them in your 2010 MDA Omnibus. Until the new web site is up and running, you can find MDA's show rules posted on our current web site under 'articles'.

This year all of MDA's Schooling shows are Open shows. MDA members pay \$16.00 per class and Non-members pay \$23.00 per class. Members may also apply for year-end awards.

The first two schooling shows, Petticoats Advance and Thornridge Manor, are open for entries at this time, and Ships Quarters and Onley Farms are opening soon. Thornridge Manor has a new large rubber and sand outdoor ring near their indoor ring. Please remember that when you enter the Onley Farm schooling show you are supporting MDA's Young Riders. They run this show and in return get half the revenue, which they use to help send teams to the young rider team championships.

Hats off to the youth members of our club; even though their numbers make them the minority in the club, the youth (and the parents they drag along) put in many volunteer hours helping out at shows.

All of our shows need volunteers. Schooling shows need 5 or more people helping and our USDF/USEF Licensed show needs around 30 people to volunteer. To volunteer for a schooling show, you must contact the organizer of that show. The names of the show organizers are listed in the Omnibus and the Newsline as well as in club e-mail blitzes. To volunteer for MDA's USEF/USDF Licensed show on Friday June 18th or Saturday June 19th, please contact Jackie Caldwell at keelysdressagequeen@live.com; to volunteer for Sunday contact Jean Bosley at Jean.Bosley@phh.com

Young Rider and Adult Teams for the Region One Team Championships are beginning to come together. Young Riders (those under 21) please see page 4 and contact Brianne at bellabre81@aol.com ASAP. Brianne is booking hotel rooms right now and team entries are due in a few weeks. Go to <http://www.usdfregion1.org/2010YouthPrize%20List.pdf> for the YR team prize list. The Adult Team Championships has been set for September 4-5 in Culpeper, VA. See page 4. Please contact Jackie Caldwell at keelysdressagequeen@live.com if you are interested in joining an adult team.

MDA's Bylaws were successfully amended at the March 10th Board meeting. Your board spent all of 2009 working on the changes. We spent a good deal of time researching and discussing each change or addition. It was a weighty matter made enjoyable by the fact that we truly work well together. The new bylaws are now posted on MDA's web site.

Happy rides to one and all, Jill Blackburn

Club News.....	2
Conversations with a Vet.....	3
Young Rider Team Championships.....	4
USDF Adult Clinic	4
Adult Team Championships.....	5

Tying 101.....	6
MDA's 2010 Schooling Show Rules.....	7
2010 Show Schedule.....	9
2010 MDA Membership Form.....	10



CLUB NEWS



Calendar

April

14 - MDA General Membership Board Meeting 7:30 PM Centre United Meth. Church, 2409 Rocks Rd Forest Hill Md 21050

Clinics in the area

May 8-9, USDF Clinic Region One Adult Clinic with Charlotte Bredahl Baker hosted by Hassler Dressage at Riversedge in Chesapeake City, MD Go To www.USDF.org for info and registration to Audit.

July 21 to 25 -Clinic Christian Bachinger of the Spanish Riding School For more info contact Melanie Adams at madams8550@aol.com

August 7 and 8 - Clinic Matt McLaughlin For more info contact Melanie Adams at madams8550@aol.com

21 and 22 -Training with Stefen Peters at Hassler Dressage in Chesapeake City, MD. go to www.hasslerdressage.com for more info

USDF Instructor Workshops! Sponsored by MDA and Hilltop Farm More information is available at www.hilltopfarminc.com

July 3-4 (Riding) w/ Rachel Saavedra

Oct 30-31 (Lunging) w/ Sarah Geikie

Nov 20-21 (Teaching) w/ Ann Guptill.

Spring of 2011—Pre-Cert will be with Lilo Fore and Rachel Saavedra

Opening Dates and Volunteering for MDA shows.

Petticoats Advanced-Opened on March 15 to volunteer please contact Kim Cornwell at jkcornwell@hotmail.com Date of show May 2

Thornridge Manor -Opened on March 29 to volunteer please contact Phoebe De Voe-Moore info@thornridgemanor.com Show May 16

Ships Quarters- Opens on April 5 to volunteer please contact Jill Blackburn philjill@juno.com Date of show May 23

Olney Farm- Opens on April 19 to volunteer please contact Erica Degele jumpingtosuccess@hotmail.com

Dressage at Heavenly Waters opens on April 30th NOTE this show fills fast.

A Fantastic Website to Check Out by Jackie Caldwell

In the cold months coming, do you spend more time reading books and searching the web for information on becoming a better rider?. If you like to read or web surf, check out the website called "Dressage Mentor with Jane Savoie" It is chock full of information with videos, articles, and inspiration by Jane herself.. If you've ever had a bad fall off of a horse, she has a great inspirational article to help overcome your fears and build confidence as a rider.. She provides training techniques that you can re-create with your horse. There are examples of the right and wrong way to train. The videos are of normal horses and riders working through relatable training issues. There are a variety of guest experts to help you learn a variety of techniques to work with your horse, as well as a community board to share experiences and receive feedback. The link is www.dressagementor.com. Enjoy!

Dressage Tests. <http://www.dressage.net.au/natestdia.html#traintests> Thumbs up on this site. Each test shows diagrams of every movement and offers the test written for callers.

If you plan to join MDA in order to gain membership into USDF and show at USDF Licensed shows, please understand that it takes at least six weeks for your membership to process through USDF. In other words, join MDA now so that you can receive your USDF membership number in time to enter USDF Licensed shows.

NEWSLINE *We are looking for your creativity!* Members are welcome to submit articles to be published in MDA's Newslines. Electronic submission is preferred. MDA offers writing awards in numerous categories. All submissions for the Newslines and or MDA's web site will automatically be judged for awards. You can learn more about MDA's writing awards by referring to your MDA Omnibus. Please send submissions to philjill@juno.com or by mailing to the address on the back of the NEWSLINE. The NEWSLINE reserves the right to reject or edit material.

Southern States S.H.O.W Fund Raiser for MDA Young Riders

The MDA is now participating in Southern States SHOW program! This is a really easy fundraiser for us. All members (and friends, relatives, or neighboring trash piles) need to do is save the proofs of purchase from bags of Reliance, Legends, or Triple Crown horse feeds. Reliance proofs are worth 10 cents each; Legends and Triple Crown are worth 25 cents each. (If you get feed delivered in bulk, we'd need the original receipts, but I'd be happy to make copies to return! Bulk Reliance purchases are worth \$4/ton, and bulk Legends are worth \$10/ton.) While that doesn't sound like a lot of money, it builds up very quickly. A very few people in a club I used to be associated with could raise between \$500 and \$700 a year! Scott and I will collect the proofs. Feel free to hand them to us at any MDA function, or mail them to us (5135 Meadowstream Garth, White Hall, MD 21161) when you get a collection. If you have a big pile of bags collecting in the corner of your barn, we'll even come clip out the proofs. The year for the SHOW program runs from July 1 - June 30, so this is the start of a new year for us. Please let me know if you have any questions! linda.nickel@gmail.com, or 410-299-2848. Thanks!



"This organization is a USDF Group Member Organization and its members are automatically USDF Group Members"

CONVERSATIONS WITH A VETERINARIAN

By Dr. Carol Bossone DVM

The Scoop on Vitamins and Minerals

To continue from last month's topic on nutrients (fat, protein, carbohydrates and water), I'll outline some vitamins and minerals required in the diet of the horse. I'm going to present this more as a fill in the blank to test your knowledge in equine nutrition. Only one choice is correct (except one). Answers are below.

Minerals are divided into macro and trace minerals. Horses obtain most of the necessary minerals they need in their diet; however, you should ensure that these minerals are available in the correct amounts. Of the macrominerals, the 2 most familiar to all of us are calcium and phosphorus. Most of us are aware that the ratio of these two in the diet is just as important as the amount. These 2 minerals are integral parts of the equine skeleton. Calcium makes up (35, 50, 60%) of the skeleton while phosphorus makes up (5, 15, 30%) of the skeleton. Diets with a ratio of less than 1:1 even if the calcium requirements are met can be detrimental to (calcium, phosphorus) absorption resulting in malformations of the bone. (Calcium, phosphorus) is also important in energy transfer processes involved in the generation of energy (as in the Krebs cycle) and in cell wall structure, and cellular nucleic acid synthesis. (Potassium, sodium, chloride) is the major extracellular cation in the body and is a major electrolyte in the acid-base balance. Hyperkalemia or elevated serum (potassium, sodium, chloride) of this major intracellular action could result in cardiac arrest. (Potassium, sodium, chloride) the major extracellular anion is an important component of bile and as hydrochloric acid needed in gastric secretions. Nervousness, muscle tremors and ataxia could be a sign of a low amount of this macromineral (magnesium, sulfur, copper)

The micomineral (iron, iodine, copper) interacts with many other minerals and is important in the synthesis of connective tissue and melanin. A deficiency can cause osteochondrosis (inflammation of the bone/cartilage) and osteodysgenesis (malformation of bone). Excess intake of this micromineral (cobalt, fluorine, selenium) can cause bone lesions, lameness and unthriftiness, while a deficiency of this mineral (iodine, iron, selenium) causes nutritional myopathy. This later mineral is affected by the vitamin (E, B1, C) status while (cobalt, fluorine, manganese) is an integral part of vitamin (B12, folacin, biotin).

Horses like most other mammals (except ourselves and guinea pigs) synthesize this water soluble vitamin (riboflavin, K, C). Horses can also synthesize (thiamine, riboflavin, pantothenic acid). The presence of an enzyme found in certain weeds such as bracken fern or yellow star thistle can cause a deficiency of this vitamin (thiamine, niacin, riboflavin) that results in staggering and incoordination. Within the fat soluble vitamins All-trans-beta-carotene, a form of vitamin (K, C, A) is found in highest concentration in green forage and yellow corn and ergocalciferol, a form of this vitamin (B6, D2, E) is found in plants and through several metabolic steps this form and cholecalciferol (another form of the same vitamin) react with UV irradiation to ultimately maintain calcium balance homeostasis.

If you haven't noticed already many of these vitamins and minerals interact or depend on each other in order to work and maintain your horse's metabolic state. In most cases horses given a complete diet of the correct amounts of fat, protein, and carbohydrates (see last month's article) in the form of a balanced diet with good/high quality feeds, a mineral/salt block, and plenty of fresh water will thrive and do very well. A once yearly biochemical and complete blood count profile by your vet will also assist you in looking for electrolyte or other abnormalities in metabolism that could point you towards a deficiency or excess. The Nutrient Requirements booklet referenced last month or many good equine nutritional books will outline recommended amounts for many of these vitamins and minerals far too numerous to discuss here. Watch supplements and read contents and quality labels. Be mindful of over supplementing (resulting in either a waste of your money or even more serious-toxicity) or under supplementing. Spring (and great nutrition) are really coming.

Answers:

35%, 15%, calcium, phosphorus, sodium, potassium, chloride, magnesium, copper, fluorine, selenium, E, cobalt, B12, C, all of these, thiamine, A, D2,

Calling all Young Riders !

By Brianne Reynolds

We are now forming teams for this year's **Young Rider Team Championships** ! We need you to help represent the MDA as we battle it out against some of the toughest competition in Region 1. Young riders from other dressage clubs and private stables will be traveling from Maryland, Pennsylvania, New Jersey, North Carolina, and Virginia to meet at Morven Park Horse Center in Leesburg, VA on July 23-25.

You and your teammates will be riding two dressage tests each on Saturday and Sunday, as well as competing in fun contests for stall decorating, tack organizing, and stable management. Also offered are dressage seat equitation classes, musical freestyles, pas de deux, and quadrilles. So grab your girlfriends, hook the ipod to speakers and start choreographing !!!

Show budget already tight this year ? Not to worry, as we are lining up sponsors and fundraising to help cover some of the costs. And scores earned at the championships can be used towards MDA year end awards. Are you ready to come out and play ? Please e-mail me at

bellabre81@aol.com and include the following information. Name, Email address, Parents Name and their email address, Phone number, Horse's name' and the current level your showing at.

We need to get a jump start on filling out entry forms. If you are not interested, let us know as well.

Thanks everyone !

USDF Region 1 Adult Clinic with Charlotte Bredahl Baker

By Jackie Caldwell

Hassler Dressage at Riversedge Chesapeake City, MD will be hosting the 2010 Region One Adult Clinic on May 8-9, 2010. The opportunity to audit this clinic is available to everyone. USDF members get a discount. Members fees to audit are \$40.00 for one day and \$70.00 for the weekend. Nonmembers audit fees are \$45.00 for one day and \$80.00 for the weekend. Preregistration is strongly encouraged. If interested, obtain forms from USDF website and register prior to deadline.. All preregistrations will receive email confirmations. Walk-ins will be accepted the day of the clinic. Plan on arriving at least a1/2 hour prior to the start of the clinic. Fees for walk-ins are \$50.00 for one day and \$90.00 for the weekend.

From the USDF Website::

Charlotte Bredahl-Baker's Biography

Charlotte Bredahl-Baker was born and raised in Denmark. In 1979, she moved to the United States, where she has been training dressage horses ever since. In 1985 Charlotte earned her dressage judge's license. Today, Charlotte is a USEF "S" judge and FEI "C" judge.

In 1992 Charlotte and her horse, Monsieur, were part of the bronze medal winning Olympic Team in Barcelona. Charlotte has represented the United States in many international dressage competitions and spent three summers training and competing in Europe. In 1997, she and her other horse, Lugano, were part of the silver medal winning United States team at the North American Championship in Maryland.

In 2004, Charlotte's stallion, Windfall CB was named USDF Horse of the Year at Intermediaire I. In 2005, Charlotte and Eskada won CDS and USDF regional Championships at Prix St. George and Intermediaire I Freestyle. In the same year, Charlotte and Komo won CDS and USDF regional Championships at Grand Prix and Grand Prix Freestyle. In 2006, when competing in Florida, both Eskada and Komo qualified in the top 12 for Gladstone in Intermediaire I and Grand Prix, respectively.

Charlotte lives in the beautiful Santa Ynez Valley, where in addition to training and teaching dressage she works in real estate. Charlotte is married to Polo player and financial adviser, Joel Baker. They have an eighteen year old son named Zachary and three dogs: Bandit, a German Shepherd, Rocko, a Chow-mix, and Josephine, a Lab. Besides dressage, Charlotte enjoys tennis, ballroom dancing and mentoring children.

Calling All Adult Riders! USDF Adult team Competition!

By Jackie Caldwell

MDA is looking for riders interested in forming a team or teams to go to the USDF Adult Team Competition. This year it is being held on September 4 and 5, 2010 at the Commonwealth Park in Culpepper, Virginia in conjunction with VADA-CH Twin I and Twin II USEF/USDF Liscened Dressage show competitions. This year the Adult Team competition will be a division of the Twin Show. Team competitors must be at least 22 years of age by 1/1/10. They can be professional or amateur status. Teams may enter at Intro through FEI levels. Teams can be a mix of any level with the riders riding the same tests as the true divisions and following the USEF/USDF membership and USEF fee requirements. Teams will be pinned 1st – 6th place with overall team Champion named. Mounted awards ceremony to be held on Sunday. Entrants need to submit the 2010 Region one Entry form with required signatures as well as each team must submit the 2010 Adult Team Form.

Saturday Schedule: Team Competition.

Division VADA-CH Twin I Class & Test

INTRO 10. Intro A – USEF Drug Fee required & NO Memberships required

TRAINING 13. Training 3 – USEF Opportunity class – NO memberships or USEF Fee required

FIRST 15. First 3 – USEF Opportunity class – NO memberships or USEF Fee required

SECOND 123. Second 3 – All USEF/USDF membership USEF Drug Fee requirements apply

THIRD 131. Third 1 – All USEF/USDF membership USEF Drug Fee requirements apply

FOURTH 141. Fourth 1 – All USEF/USDF membership USEF Drug Fee requirements apply

FEI 151 or 155 FEI test of choice – All USEF/USDF membership USEF Fee requirements apply

MIX Any level, must ride the same tests as the true Divisions do & follow the USEF/USDF membership & USEF Fee requirements.

Sunday Schedule: Team Competition.

Division VADA-CH Twin II Class & Test

INTRO 21. Intro B – USEF Drug Fee required & NO Memberships required

TRAINING 23. Training 4 – USEF Opportunity class – NO memberships or USEF Fee required

FIRST 25. First 4 – USEF Opportunity class – NO memberships or USEF Fee required

SECOND 224. Second 4 – All USEF/USDF membership USEF Drug Fee requirements apply

THIRD 232. Third 2 – All USEF/USDF membership USEF Drug Fee requirements apply

FOURTH 242. Fourth 2 – All USEF/USDF membership USEF Drug Fee requirements apply

FEI 251 or 255 FEI test of choice– All USEF/USDF membership USEF Fee requirements apply

MIX Any level, must ride the same tests as the true Divisions do & follow the USEF/USDF membership & USEF Fee requirements

The Twin I and II competitions are 2 one day shows. This gives riders 2 separate opportunities to get qualifying scores in one location. With the running of both the Twin shows and the Adult Team Competition, in the same location, you can ride in both shows and only pay stabling fee for the location. USEF opportunity classes are being offered for people wanting to try a licensed show without joining USEF. Riders showing at Intro level will have their own ring and warm up area. The official website for this event is www.VADACH.org/2010Ateam.htm after May 15, 2010. Further information will be given as it becomes available. Interested riders, please contact Jackie Caldwell at keelysdressagequeen@live.com. Together I know we can send some terrific teams to Culpepper to represent MDA.

Tying 101

By Jill Blackburn

I grew up showing horses and ponies in the Midwest. Every weekend we were off to a show and my guys had to tie to the trailer, sometimes all weekend. Most of the following safety tips I learned the hard way. I admit that when I was twelve I tied my pony with a long lead and found him lying on his back with a few legs tangled in the rope. That was a mess. It seemed like everyone was there to help. That meant everyone knew this 12-year-old was green as spring grass.

If you opt to tie your horse to the outside of your trailer at shows, here are some safety tips. If your horse breaks away from where you have tied him, do you want him wearing just his birthday suit as he gallops around the show ground or down the road? No, instead, you want to ensure that your horse makes his getaway in a halter with a lead attached. This requires you to leave your leather halter or break-away halter at home where they belong. For hauling and tying, chose a sturdy nylon halter or better yet, rope halters, which have no weak points. Then use your lead rope with the strongest snap. I prefer bull snaps when I tie. Tie your horse with a slip knot either directly to the trailer or to a double bailing twine loop. Know your horse; if he panics when he encounters absolute resistance, take extra precautions. Create a weak point with the bailing twine if you think your horse could panic and pull hard enough to hurt himself. Stud chains are not strong enough to tie with. Never tie with a chain over or under the nose/jaw. Bungee cord ties seemed like a smart idea, but as many have learned, the end becomes a projectile if the snap breaks. Some rope materials release better than others if your horse pulls your slipknot too tight.

Tie with the proper length of rope. The rope from the tie to the halter should not be long enough for the horse to get a front or back leg over. I have seen a horse hook a back leg over the rope when it went to scratch its ear. That rope burn scarred him for life. On the other hand, if your rope is too short and the horse gets its head caught under it, that is not so good either.

Do not hang hay nets where the horse can get a leg caught in it. Hang the net high to compensate for the sag as it empties. There is more danger from a hoof in a hay net than the horse getting hay in its eyes.

Pick the best spot on your trailer to tie. The person who designed my trailer was not the sharpest crayon in the box in placing the tie spots. My trailer ties are placed one foot from my rear door handles and right above the trailer's running lights. Horses seem intent on catching their ropes on something. It is an accident waiting to happen. Instead, I lock my escape door open and tie my horses to the interior trailer ties. I can safely place a bucket of water and hay on the floor of the trailer.

Look around and ensure your horse can't back into another truck or trailer. Leave plenty of room for other horse that may be tied next to you.

Training to tie

I like for my horses to encounter all the bad situations they can get into in the safety of my barn. It is a regular part of my horses' training.

As with any training, know your horses. If they get scared and panic easily, then take baby steps and build their confidence. A good way to teach your horse to tie is to start in the safety of a stall. While you groom your horse, loop your lead rope through something on a solid wall that will not give. Do not ever tie to an object that can break away and 'follow' after your horse. Hold on to the end of the rope and groom with your free hand. When your horse decides to move it will meet the end of the rope. Offer enough resistance so that, though the horse does not panic, it begins to get the idea that it needs to respect being tied. As your horse progresses, you will want to begin tying with a quick release knot. Stay around at first until the horse is comfortable when it meets total resistance. Once this is mastered, the horse then needs to learn to remain tied while you are out of sight.

A new horse I once acquired went into an absolute panic if he stepped on his rope. Everyone within 15 feet of him was in danger of being mowed over. I dreaded the thought of him getting a leg on or over a rope while tied. Every day I let him graze and step on his rope. I remained the calm herd boss as he fell apart mentally. After he settled, I let him do it again. After a few weeks he got it. Now any situation he gets himself into, he remains calm and fixes it. My new filly has a knack for getting her head under the rope while she is tied. I let her get in this situation in her stall, while I am there, with the rope safety tied to a loop of older bailing twine. She just graduated to remaining calm and waits for me to help her.

It is not uncommon to find show horses that have never been taught to tie. They may cross tie all day, but tying them to a wall is vastly different in their minds. You will rarely see a race horse come off the track that will tie or cross tie. They have to be taught.

MDA Schooling Show 2009 Rules and Guidelines
New Rules are in Bold

1. Entries are limited to two rides per horse/rider combination. The 2009 entry form must be used. The form in your Omnibus is your original; please make photocopies for your use. A third ride may be requested and will be granted if possible. Third rides will be granted according to postmark if the show is not filled. (NOTE: If you are approved for your third ride, an entry fee in the amount of \$16/**\$23** will be required when you receive your number packet the day of the show.
2. Entry fees are \$16/ride for members. Non-members, may enter any Open Shows for **\$23** per ride. **MDA will assess a fee for returned checks, this fee will be determined by the current Treasurer, based on the fees MDA is charged by MDA's bank. If a second check is returned, that person must pay any and all fees to MDA by money order for one year following the second occurrence.**
3. All entries must be accompanied by a check made out to MDA, Inc. or Maryland Dressage Association, Inc. in the proper amount. The check is not to include payment for the additional third ride. A copy of a negative Coggins test (dated within one year of the show date), and a properly filled out and signed (parent/Guardian if rider is under 21) entry form must also be included. *It is the competitors' responsibility to remain informed through MDA's Newslines and email blitzes of any new State required certificates/forms/documents for your competition horse. If the State imposes new requirements MDA will let you know through the two previously mentioned forms of communication.*
4. *To enter a show as a member, membership form and fees must be received by the Membership Chairman 30 days prior to the closing date. For your scores to be eligible for MDA's Year End Awards you must be a current member.*
5. **Divisions: YOUNG RIDER** are 21 years of age and under. **NOVICE** is for beginner riders who have not ever won more than 3 blue ribbons in any division or level. Once a 3rd blue ribbon is won, the rider must move into the open division. **OPEN** is for riders who have won more than 3 blue ribbons. **Green horse** ridden by OPEN riders are to enter the open division.
6. Riders may enter the same class twice **HOWEVER** the second ride will automatically be ridden Hors Concours (HC)
7. Ride times will be posted on MDA's web site on the "RIDE TIMES" link by the Wednesday before the show. If the ride times are not posted by Wednesday, then please be patient and assume we are experiencing technical difficulties. If you need your ride times mailed, please include a self-addressed stamped envelope.
8. **Late entries, those postmarked after the closing date, are accepted at the discretion of the entry secretary. Riders are encouraged to contact the show secretary if they intend to send late entries. Those entries which have been approved will be assessed a \$5.00 per class late fee in addition to the standard entry fees.** Open and closing dates for each schooling show are included in the show descriptions in this Omnibus.
9. Work credits can be used to discount member's entry fees. One half (0.5) days work credit equals \$5.00 that can be used to discount your entry fees. One work credit equals \$10.00 from the cost of your entry fees. The maximum allowed discount per horse/rider combination is \$10.00 per show or one work credit. Your work credit voucher must accompany your entry.
10. Entries will be refunded after the closing date if the secretary can find a replacement ride/s from the waiting list, or a veterinary certificate or a doctor's note dated within 7 days prior to the show is received. Competitors scratching for any reason are expected to inform the show secretary.
11. All MDA Schooling and Open Shows will be conducted under current USEF rules and regulations. Pas de Deux and Quadrille classes follow USDF regulations. A USEF Rule Book is available at the secretary's stand for reference. A primary goal of MDA, Inc. is education, so feel free to ask questions or contact USEF or USDF directly.

Maryland Dressage Association Rules Continued

12. MDA Schooling Show Attire: regular, formal show attire is required. Show management reserves the right to excuse coats during extreme heat. Braiding is optional. Approved protective head gear is required while mounted.
13. One whip, not exceeding 47.2 inches (120 cm), included the lash, may be carried in all USEF and Introductory Level classes.
14. No competitor may compete in the competition before a judge under which he/she has received instruction, coaching, or tutoring, (with or without pay) 30 days prior to the competition. In all fairness, please abide by this rule.
15. The **most current** USEF Dressage Test will be used. The most current USDF tests will be used for Introductory tests, Musical Freestyles, Pas de Deux and Quadrilles.
16. The exhibitor may provide a reader.
17. Horses may not be entered in classes differing by more than one level at any show except as allowed by USDF regulations for Pas de Deux and Quadrille. A horse/rider combination dropped back more than one level to school must be entered Hors Concours (HC). The rider/horse will be judged and given a score, but not pinned with the class.
18. Classes may be split, combined, or rearranged at the secretary's discretion. A modified class list for the Finals Show will be made available to the membership in a summer Newslines issue.
19. Classes are pinned to 6 places. Scored tests are distributed after the class is pinned. Competitors may view their tests before the class is pinned, but must return the test(s) to the scoring volunteers. If a competitor cannot remain on the grounds, the competitor may designate someone to pick up the tests, or pick up the tests and ribbons at the next show. Only the high score ribbons will be mailed.
20. High score Awards are presented for High Score Training-FEI Senior and Young Rider. Introductory, Musical Freestyles, Pas de Deux, and Quadrille are not eligible.
21. In classes where only one competitor is entered, the class will be pinned using a modified Danish system as follows: first place first place: 60% and above; second place: 55 -59.999%; third place: 50-54.999%; fourth place: 45-49.999%, fifth place: 40-44.999%.
22. Stallions are permitted at the farm owner's discretion. Please contact the show organizer for details.
23. Only the competitor will be allowed to ride the horse listed on their entry on the day of the show. Violators will be eliminated.
24. No foals may accompany their dams in any class at a MDA show unless the show is a MDA breed show or a breed class at an MDA show.
25. No dogs or other pets are allowed on the schooling show premises.
26. Longing is not permitted in the warm-up area.
27. Children must be supervised under adult supervision at all times.
28. The majority of MDA schooling shows are held on donated, private farms. Please leave the premises as you found them. The MDA reserves the right to bar consistent property abusers from participating in MDA Schooling Shows. Decisions to bar any member from participation will be made by the MDA Executive board. Members must petition the Executive Board for reinstatement.
29. MDA shows are run by volunteers. Please be considerate!
30. Members are responsible to note and abide by changes and/or corrections to this Omnibus as printed in the MDA Newslines.
31. MDA judges hired for schooling shows must be licensed Judges through the USEF, or (L) Candidates who have graduated from the USDF program. For Intro classes only, MDA may hire potential L Candidates who are currently enrolled and attending L Candidate classes.
32. MDA is a Dressage show organization and our Liability Insurance ***does not*** cover jumping; therefore, jumping at all MDA events is prohibited.
33. **Competitors have until the end of the show day to dispute errors on tests. By leaving with your test you are accepting your score. If you can't stay until your class is pinned, stop by the secretary booth to review your test.**

Maryland Dressage Association Show Schedule for 2010
All MDA show are OPEN in 2010

Sunday, **May 2, 2010:** Petticoats Advance Schooling Show

Sunday **May 16, 2010:** Thornridge Manor, Glen Arm, MD

Sunday, **May 23 , 2010:** Ships Quarters Schooling Show, Westminster, MD.

Sunday, **June 6, 2010:** Olney Farm Schooling Show Joppa, MD

Saturday & Sunday, **June 19-20, 2010** Heavenly Waters Equestrian Center, Bel Air, MD. (USEF/USDF Licensed Show)

Saturday, **July 10, 2010:** New Covert Farm Schooling Show, White Hall, MD.

Sunday, **August 1, 2010:** Liberty View Farm Schooling Show, Finksburg, MD.

Saturday, **August 14, 2010:** Caitlin Ben-Dror Benefit Show, Whispering Springs Farm Stewardstown, Pa.

Saturday, **August 21, 2010:** Winter Wind Farm Schooling Show, Churchville, MD.

Sunday, **September 5, 2010:** CANCELED Petticoats Advance show is CANCELED

Saturday, **September 11, 2010:** Chreglia Manor, Delta, PA.

Sunday, **September 26, 2010:** Ships Quarters, Westminster, MD

Sunday, **October 10, 2010:** (Open/Finals) Heavenly Waters Eq. Center, Bel Air, MD.

MDA Officers

President

Jill Blackburn
 1814 Poole Road
 Darlington, Md 21034
 410-836-3559
 philjll@juno.com

Sr. Vice President

Linda Seybold
 3362 Level Rd
 Churchvill, Md. 21028
 410-734-4484
 Lseybold@aol.com

Treasurer

Sue Van Norman
 25 Connelly Court
 Rising Sun, MD 21911-1044
 410-658-0135
 svannorman@hanger.com

Recording Secretary

Jackie Caldwell
 8038 Lansdale Rd Baltimore
 MD 21224 443-802-1765
 jrpaff@msn.com

Corresponding Secretary

Julianne Marie Broyles
 459 Orchard Road
 Delta, PA 17314
 410-459-6260
 717-456-6198
 broylesrj@msn.com
Jr/Young Rider VP
 Erica Degele
 2339 Castleton Rd.
 (443-286-9384
 jumping2success@hotmail.com

Committee Members

Auditing

Open

Awards

Mary Butler
 (410)-239-6109

Life Time Achievement

Susan Brooks

Banquet

Brenda Selby

Clinics/programs

Chair-Jill Blackburn
 Committee members
 Open positions

Financial

Sue Van Norm

Historical

Kathy Plummer

Horse Expo

Carol Bossone

Hospitality Open

J.B.B. scholarship Chair

Lauren Comish

Job Descriptions

Linda Elliott

Maryland Horse Council Membership

Carol Foreman
 (410)-592-9781
 cforeman3@verizon.net

National Liaison AHSA & USDF*

President

Newsline

Jill Blackburn
 Judi Provencal
 (410)392-5039
 jlp@udel.edu

Nominating*

Property

Jill Blackburn
 Linda Seybold
 (410)-734-4484

Omnibus

Board

Public Relations

Paula Bollinger
 443-804-7633

Recognized Show

Jill Blackburn

Scholarships

Schooling Shows

Chair—Lauren Comish 443
 -504-5894
 Committee members
 Linda Seybold ribbons/tests

Silent Auction

Jill Blackburn

Work Credits

Writing Awards

Linda Elliott

Lauren Comish

639 Gairloch Pl.
 Bel Air, Md. 21015
 443-504-5894
 showmda@yahoo.com

Susan Peterson

1114 Wheatland Court
 Forest Hill, MD 21050
 410-803-1384
 suspet@clearviewcatv.net

Susan Brooks



> PO Box 153
 > Conowingo Md 21918
 > 410-378-5021

Carol Forman

Lewis Lane
 Baldwin, Md. 21013
 410-592-9781
 cforeman3@verizon.net

Linda Elliott

14112 Baldwin Mill Rd.
 Baldwin, Md 21013
 (410) 592-2919
 Lelliott@avcard.com



Maryland Dressage Membership Application Form 2010

MDA is a USDF Group Member Organization and members are automatically included in USDF. Membership year for USDF is December 1 to November 30th. Our membership year is January 1 through Dec. 31st. Allow 6 to 8 weeks for your membership to process from MDA to USDF. Applications received after October 1st are renewed for the following year. Please make out checks to Maryland Dressage Association, Inc.

Mail to: Carol Foreman, 6712 Lewis Road Baldwin, Md. 21013

Visit our website at: www.marylanddressage.org.

Name: _____

Street Address: _____

City: State: Zipcode: _____

"I have read, understand, and agree to abide and be bound by the Maryland Dressage Association's bylaws and rules." Bylaws and rules can be found on MDA's web site.

Signature required _____ Date _____

Phone Number: _____ Email Address: _____

Please be sure to spell your email address correctly so that we can reach you if your application does not process completely

Membership Type:

Senior - \$35 Junior - \$30 Birthdate _____

Family - \$35 for an adult and \$17 each additional person (If Junior, include date of birth.)

Primary name above-additional family members below:

First, Last _____ Junior Birthdate _____

First, Last _____ Junior Birthdate _____

Indicate each member that is a rider for USDF purposes.

Are you a new member? Yes _____

How did you hear of us? Internet MDA Member Horse Expo Trainer USDF

Please select the following skills or jobs that you would like to help with:


If you would like to contribute to the following please indicate amount:

_____ Young Riders Championship _____ Trophy Fund

_____ Joyce B Broccolino Memorial Fund



c/o Jill Blackburn
1814 Poole Road
Darlington, MD 21034



We have you in site!
www.marylanddressage.org